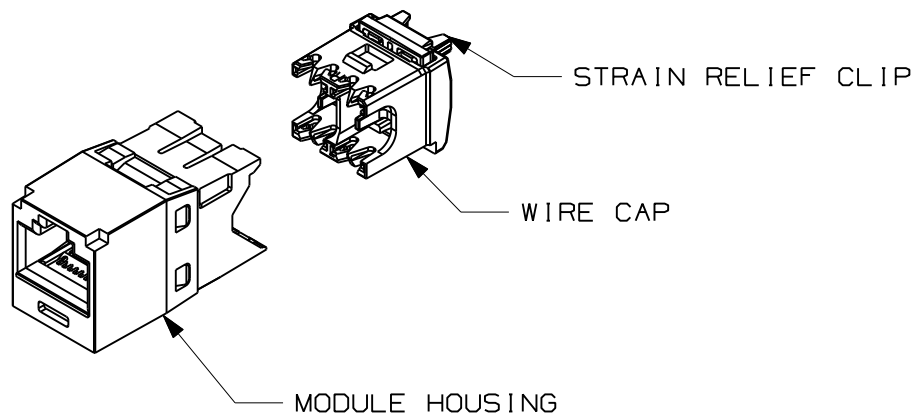


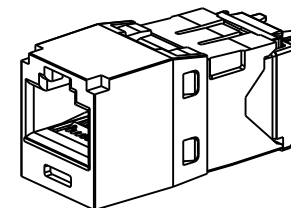
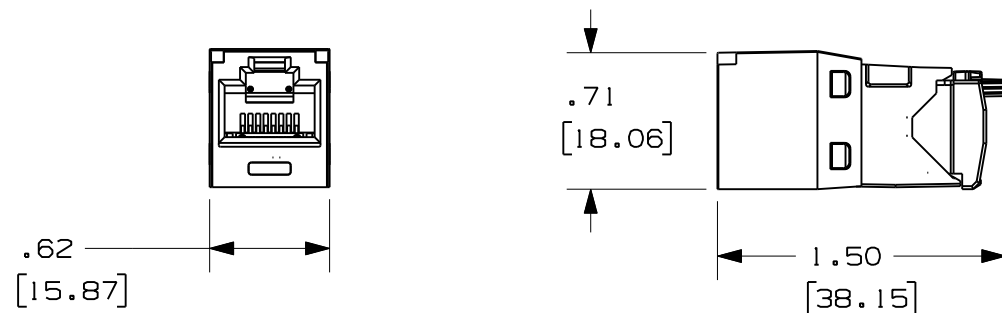
THIS COPY IS PROVIDED ON A RESTRICTED BASIS AND IS NOT TO BE USED IN ANY WAY DETRIMENTAL TO THE INTERESTS OF PANDUIT CORP.

PANDUIT PART#	DESCRIPTION	WEIGHT*
CJ688TG**	8 POSITION, 8 WIRE UNIVERSAL MODULE. WHITE WIRE CAP IS COLOR CODED FOR T568A AND T568B WIRING SCHEMES.	1.53 LB/100 PCS (695g/100 PCS)

\*WEIGHT IS APPROXIMATE  
\*\*JACK COLOR SUFFIX



- NOTES:
1. WHITE WIRE CAP DESIGNATES CATEGORY 6 PERFORMANCE.
  2. TO DESIGNATE A JACK COLOR, ADD A TWO LETTER COLOR SUFFIX. SEE CURRENT CATALOG FOR AVAILABLE PART NUMBER SUFFIXES TO INDICATE COLOR AND OR PACKAGE QUANTITY.
  3. MATERIAL:  
 MODULE HOUSING - UL94V-0 ABS  
 WIRE CAP - UL94V-0 PC  
 STRAIN RELIEF CLIP - UL94V-0 PC
  4. ALL TX6 PLUS CAT6 8 POSITION, 8 WIRE CONNECTOR MODULES ARE UNIVERSAL IN DESIGN. THEY ACCEPT SIX AND EIGHT POSITION MODULAR PLUGS WITHOUT DAMAGE.
  5. DIMENSIONS IN BRACKETS ARE IN METRIC.



ACTUAL SIZE

MODEL FILENAME	M01874AA_10GTX_ASSY_01	SIZE	A
DRAWING FILENAME	M02043CG_DC10_01B.PRT		
TITLE	TX6 PLUS CAT6 JACK MODULE CUSTOMER DRAWING		
	PANDUIT <sup>TM</sup> CORP. TINLEY PARK, ILL 60477	I.I. NUMBER	
	THIRD ANGLE PROJECTION	PRODUCT SPEC	
	ALL DIMENSIONS ARE GIVEN IN INCHES, UNLESS OTHERWISE SPECIFIED. DIMENSIONAL TOLERANCES ARE: (.X) ± (.XXX) ± .010(.3) (.XX) ± .03(.8) ANGLES ±	WORK INSTRUCTION	
		SCALE	FULL
DRAWN BY	MDJr	REVIEW DRAWING NUMBERS	
DATE	8-31-05	PART NO.	CJ688TG**
CHK'D	PBC	DRAWING NO.	02043-10

REV	DATE	BY	CHK	DESCRIPTION	ECN	R	CUST	SUP	OTH
1	2-04-08	BJN	EJH	A. UL94V-0 ABS WAS ABS; UL94V-0 PC WAS PC; NOTE 3	02043-10			VMB	
R	8-31-05	MDJr	PBC	RELEASED TO PRODUCTION	02043-10			PBC	